Environmental Policy

Basic Approach

Approach | Policy

With the growing awareness of environmental conservation throughout the world in the 1990s, the scope of environmental issues to be tackled by businesses grew significantly. Toppan reorganized its previous structure for environmental conservation by establishing the Ecology Center in 1991 and formulating its Declaration on the Global Environment, a basic philosophy for environmental conservation activities, in 1992. Toppan has promoted environmental initiatives based on the declaration ever since.

The Toppan Group aims to create a sustainable society where all forms of life in the global ecosystem can coexist into the future. In April 2009, the Group revised its Declaration on the Global Environment into the Toppan Group Declaration on the Global Environment, a basic philosophy for environmental activities applied to the entire Group. The revised declaration reflects Toppan's more assertive approach to the conservation of the global environment.

The Annex to the Toppan Group Declaration on the Global Environment (first edition), released in March 2022, presents requirements and recommendations for the following: legal observance and decarbonization (approach to climate change), atmospheric pollution prevention, optimal water use, resource circulation, hazardous substance control, management of chemical substances in products, natural resources, and biodiversity. Environmental activities have been intensified across the Group based on this annex.

The Group's environmental considerations encompass the entire lifecycle of a product or service from production and transportation/distribution to end-of-life treatment. All of the Group's business facilities and entities throughout the value chain are considered, from suppliers, service providers, and contractors to other major business partners of the Group (e.g., licensees, partners in joint ventures, partners of subcontractors, entities involved in non-controllable projects, due diligence providers, partners handling mergers and acquisitions, etc.).

The Toppan Group Declaration on the Global Environment

As responsible members of international society,
we who work within the Toppan Group
strive to realize a sustainable society
through forward looking corporate activities with consideration
for the conservation of the global environment.

Basic Principles

1. We observe all laws, regulations and in-company rules relating to the environment.
2. For the future of the Earth, we strive for the effective utilization of limited resources and the reduction of all types of environmental burden.
3. With foresight, we promote the development and widespread use of products that show consideration for the environment, and contribute to the environmental activities of customers.
4. We engage in communication related to the environment with a wide range of peoples both inside and outside the company, and strive for mutual understanding.
5. We also take a proactive approach to environmental conservation in corporate activities in international society.

Formulated in April 1992
Revised in April 2009

More details on the Toppan Group Declaration on the Global Environment
https://www.toppan.com/assets/pdf/sustainability/The_Toppan_Group_Declaration_on_the_Global_Environment.pdf ›

More details on the Annex to the Toppan Group Declaration on the Global Environment (first edition)
https://www.toppan.com/assets/en/pdf/sustainability/The_Toppan_Group_Declaration_on_the_Global_Environment_AnnexV1.pdf ›

Environmental Targets

Policy | Activity results, performance data

Toppan Group Environmental Vision 2050

Toppan has formulated the Toppan Group Environmental Vision 2050, a long-term policy for addressing global environmental issues, as a proponent of a sustainable society that supports all forms of life in the global ecosystem of tomorrow.

Toppan Group Medium-and-Long-Term Environmental Targets for Fiscal 2030

Toppan has established the Toppan Group Medium-and-Long-Term Environmental Targets for Fiscal 2030 to achieve the Toppan Group Environmental Vision 2050. The performance indicators set for the 2030 targets are shown below.

1) Contributing to decarbonization: "Scope 1 & 2 and Scope 3 greenhouse gas emissions," "Renewable energy ratio out of total power consumption"
2) Contributing to resource circulation: "Final landfill waste disposal," "Waste plastic material recycling rate"
3) Optimal water use: "Scores calculated using a water-risk assessment tool (water risks in river basins)," "Water consumption (business impact)"

Single-year Environmental Targets

The Ecology Center (overseeing Toppan's eco-activities) aggregates the Group's annual environmental performance data on each goal of the Toppan Group Medium-and-Long-Term Environmental Targets for Fiscal 2030, reports the aggregation results to the Board of Directors, decides on a set of Groupwide single-year targets, and develops measures for the current year with authorization from the Board of Directors. Site-specific targets set in line with the Groupwide targets are treated as key performance indicators for managing the progress of environmental conservation activities carried out at individual sites.

Toppan Group Environmental Vision 2050

As a member of international society, the Toppan Group aims to enable "fulfilling, sustainable living" by contributing to decarbonization, resource circulation, and the optimal use of water through forward-looking activities with consideration for preservation of the global environment.

① Contributing to Decarbonization
Aiming for virtually zero Scope 1 and 2 greenhouse gas emissions.

② Contributing to Resource Circulation
Aiming for zero waste emissions.

③ Optimal Water Use
Reducing water consumption and contributing to improved water quality by preventing pollution.

Toppan Group Medium-and-Long-Term Environmental Targets for Fiscal 2030

① Contributing to Decarbonization

Reduce Scope 1 and 2 greenhouse gas emissions by 32.5% (446 kt-CO_2e) compared to the fiscal 2017 level (1,373 kt-CO_2e). (Renewable energy ratio of 6.5%)

Reduce Scope 3 greenhouse gas emissions by 20% (1,224 kt-CO_2e) compared to the fiscal 2017 level (6,122 kt-CO_2e).

② Contributing to Resource Circulation

Reduce final landfill waste disposal by 60% (4,444 t) compared to the fiscal 2017 level (7,407 t).

Increase waste plastic material recycling rate by 12% (to 65%) compared to the fiscal 2017 level (53%).

③ Optimal Water Use

Reduce water consumption, improve water efficiency, and avoid water pollution risks.
(Quantitative targets will be set going forward.)

Environmental Targets for Fiscal 2022

	Performance Target	Performance Indicator	Target Value for Fiscal 2022
① Contributing to decarbonization	Reduce CO_2 emissions	Scope 1 and 2 greenhouse gas emissions	1,117 kt-CO_2e
		Scope 3 greenhouse gas emissions	5,651 kt-CO_2e
② Contributing to resource circulation	Reduce final landfill waste disposal	Final landfill waste disposal	5,579 t
	Circulate resources	Waste plastic material recycling rate	57.0%
③ Optimal water use	Set quantitative targets according to regional risks		

Environment-related Data

Activity results, performance data

Toppan Group Medium-and-Long-Term Environmental Targets (Fiscal 2021 Results)

The Toppan Group has been undertaking environmental conservation activities to ensure that the entire Group attains the target values set for fiscal 2030. The values from fiscal 2017 are set as baselines.

Scope 1 and 2 Greenhouse Gas Emissions ☑

In fiscal 2021 the Toppan Group achieved its single-year Scope 1 and 2 greenhouse gas (GHG) emission reduction target in line with progress towards the target for 2030 approved by the Science Based Targets initiative (SBTi).

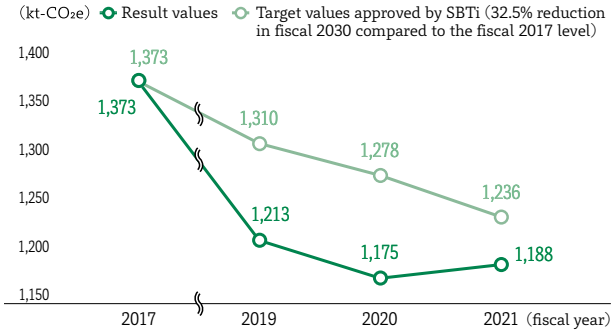

*For Scope 1 and 2 emissions, greenhouse gas (GHG) emissions associated with electricity consumption at domestic sites are calculated using the adjusted emission factor according to the method specified in the Ministerial Ordinance Concerning the Calculation of Greenhouse Gas Emissions from the Business Activities of Specified Dischargers issued by the Ministry of the Environment (MOE) of Japan. Meanwhile, GHG emissions associated with electricity consumption at overseas sites are calculated using country-specific conversion factors published by the International Energy Agency (IEA).

GHG emissions associated with fuel consumption, excluding electricity consumption, are calculated globally by the MOE method specified in the Ministerial Ordinance Concerning the Calculation of Greenhouse Gas Emissions from the Business Activities of Specified Dischargers.

Scope 3 Greenhouse Gas Emissions ☑

In fiscal 2021 the Toppan Group failed to attain its single-year Scope 3 GHG-emission reduction target in line with progress towards the target for 2030 approved by the SBTi.

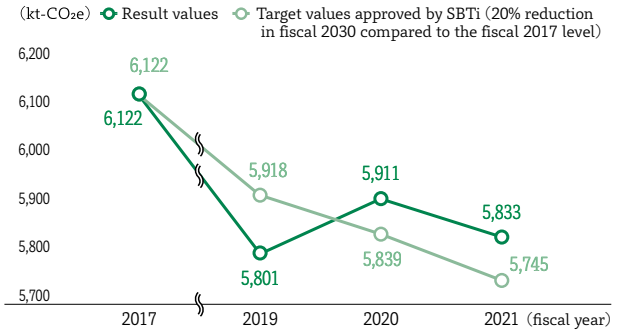

*Methods for calculating the Scope 3 GHG emissions are presented on page 106.

Renewable-derived Energy: Amount and Ratio

Fiscal Year	Renewable-derived Energy (GWh/year)	Ratio (%)
2021	11.10	0.67 ☑

*Renewable-derived energy (electricity derived from renewable energy sources) is the renewable energy procured from electricity retailers plus the total energy generated at renewable energy power facilities (for solar power and hydro power) installed at Toppan Group sites.

*The ratio of renewable-derived energy is the percentage of electricity derived from renewable energy sources out of the Group's overall power consumption.

Final Landfill Waste Disposal ☑

The Toppan Group failed to attain its reduction target in fiscal 2021. In fiscal 2021, the Group began activities to attain single-year targets set in line with the medium-and-long-term targets for fiscal 2030.

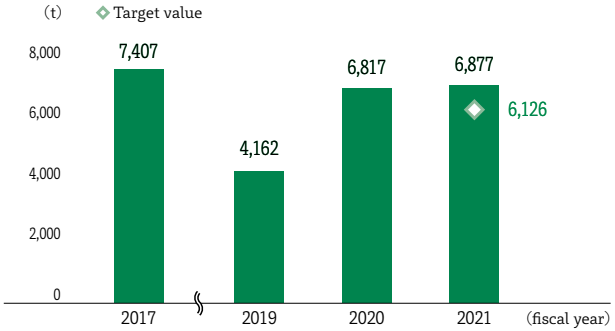

*The data for fiscal 2020 and earlier are adjusted based on revised calculation methods.

Waste Plastic Material Recycling Rate

The Toppan Group achieved its recycling-rate target in fiscal 2021. In fiscal 2021, the Group began activities to attain single-year targets set in line with the medium-and-long-term targets for fiscal 2030.

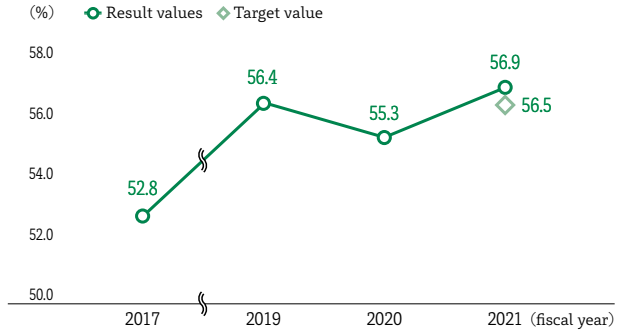

*Every indicator assured by an independent assurance provider is marked with an assurance stamp ☑.

Assessing Environmental Impact

Approach | Activity results, performance data

Toppan applies the "Life-cycle Impact assessment Method based on Endpoint modeling (LIME)" to assess the degree to which the Group's initiatives for achieving environmental targets have reduced the Group's total environmental impact. This life cycle assessment allows the Group to consolidate INPUT and OUTPUT data on the environmental burden associated with business activities into a single index of environmental impact. The LIME provides Toppan with a quantitative view of how environmental impact is changing from the base year.

Quantifying Environmental Impact based on LIME

The Toppan Group applies the LIME method to quantify its total environmental impact, setting the base year value to 100.

With LIME 3, the Group attained a 1.4% reduction in environmental impact and an 8% enhancement in environmental efficiency in fiscal 2021, compared with the baseline values in fiscal 2017 (the base year in the LIME 3 calculation).

LIME 3 Assessment Across the Group

Global Environmental Impact and Environmental Efficiency

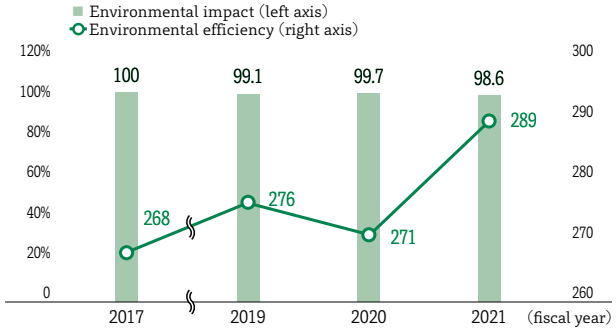

*1 The value in fiscal 2017 = 100 (baseline); recalculated with non-production sites excluded

*2 Environmental efficiency = net sales / environmental impact
Toppan has been reducing its climate change-related impact, a large component of the Group's overall environmental impact, primarily through two channels: energy-saving and other eco initiatives that reduce energy consumption, and high-efficiency production and material recycling methods that reduce resource consumption.

Types of Global Environmental Impact by Business Field

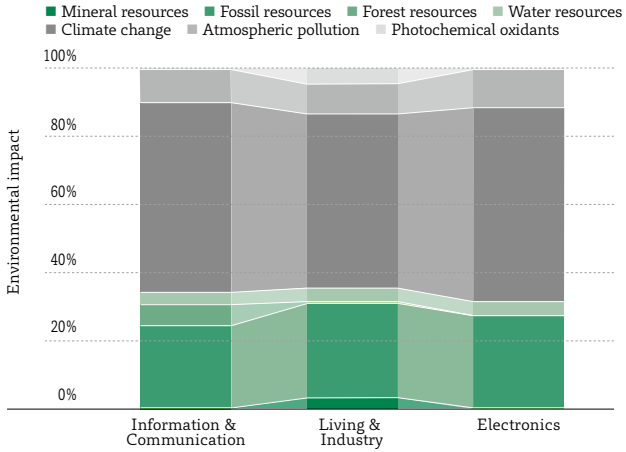

*Toppan's environmental impact cannot be expressed in uniform terms or units, as the materials and product types handled by the Group differ among the business fields. Toppan therefore assesses the environmental impact associated with key items for each business field.